

Grades

To display the student's grades, click Grades on the menu at the top of the page. When you view the Grades page, the Cycle Grades tab is displayed by default.

The screenshot shows the txConnect interface. At the top, a navigation bar includes 'Summary', 'Attendance', 'Grades', 'Assignments', 'Alerts', 'My Account', and 'Logout'. The 'Grades' menu item is circled. On the left, a sidebar lists 'Students' with 'Kevin L. Bacon' and 'Shaken L. Bacon'. The main content area is titled 'Grades' and shows 'for: Kevin L. Bacon at Rocky Mountain High School on 8/13/2008 4:33:41 PM'. Below this, there are two tabs: 'Cycle Grades' (circled) and 'Semester Grades'. A 'Semester: 1' dropdown is visible. Below the tabs are links for 'Show All' and 'Hide All'. A table displays the following data:

Period	Class	Teacher	Current Cycle
1	ENG 1	Betty B. Boop	88
2	ALG I	Mary Penny	99
3	W GEO	Kayla Brainard	070
4	PE 1A	Mary Morgan	100
5	IPC	Karen Sanderson	95

At the bottom of the page, it says 'Available languages: English español'.

How to View Assignment Grades for a Class

The Cycle Grades page displays current grade averages for the current cycle and posted grade averages for previous cycles. For the current semester, the assignment grades for each class can be viewed. For previous semesters, only the posted average is available.

- Click the grade average for the class and cycle you wish to view. The grade average will be expanded below the period row to display all grade data that has been entered. In addition to the assignment grades, the calculated average and/or posted average are displayed.



Grades
for: Kevin L. Bacon at Rocky Mountain High School on 8/13/2008 4:33:41 PM

Semester: **1**

[Show All](#) [Hide All](#)

Period	Class	Teacher	Current Cycle
1	ENG 1	Betty B. Boop	88
Assignment			
		Due Date	Grade
		Late	Redo
Classroom Participation (Weight 25%)			
		Diagram a Sentence	8/15/2008 88
Classroom Participation average 88			
Homework (Weight 25%)			
		Review Sentences	8/8/2008 95
		Write Sentences	8/12/2008 76
Homework average 86			
Test (Weight 25%)			
		Test - Sentences	8/15/2008 90
Test average 90			
Citizenship 5			
Calculated Average 88			
(close details)			
2	ALG I	Mary Penny	99
3	W GEO	Kayla Brainard	070
4	PE 1A	Mary Morgan	100
5	IPC	Karen Sanderson	95



Available languages: [English](#) [español](#)

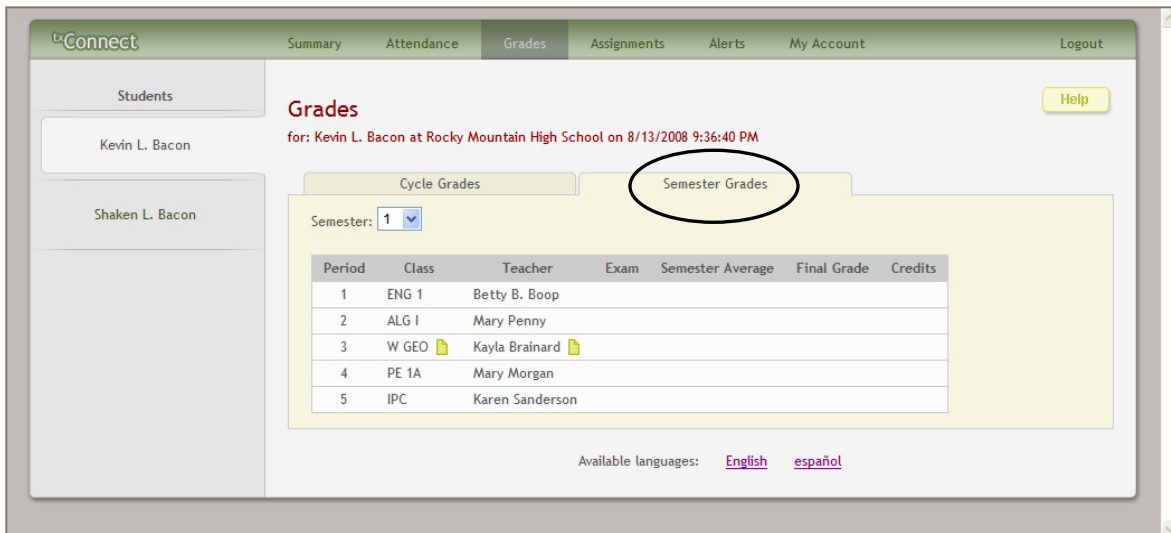
- The **calculated average** is the average calculated using the student's grades and the teacher's method for calculating the average. The calculated average is not displayed for closed cycles.
- The **posted average** is the actual grade that was posted for the student for the class. In some circumstances, the posted grade is different than the calculated average. The posted average is the official grade that appears on the report card.
- Assignments are displayed by category. For each category, the category weight is displayed, and the average for each category is displayed.
- For each assignment, the due date and grade are displayed. The **Late** and **Redo** columns indicate if the assignment was turned in late or redone.
- If the teacher entered any notes related to the student's assignment grade, those notes are displayed below the grade.
- To return to the unexpanded grade average view, click **close details** for the grade average you expanded.
- To show assignment grades for the current cycle for all courses, click **Show All**.
- To hide the assignment grades for all courses, click **Hide All**.
- If the teacher has provided contact information, office hours, and/or other notes, a yellow note icon  appears beside the teacher's name. If the teacher has provided course notes or assignment notes, the icon is also displayed by the course and/or assignment. Click  to see the information, and then click **Close** to close the Note window.

How to View Semester and Final Averages

From the **Grades** page, click the **Semester Grades** tab to see the student's posted semester and final averages. This data is only available for closed semesters. For the current semester, no data is displayed.

For each period, the exam grade, semester average, final grade, and credits are displayed.

- **Exam** - the student's semester exam grade for the course.
- **Semester Average** - the student's posted semester average for the course.
- **Final Grade** - the student's posted final grade for the course. For one-semester courses, this grade is posted after the semester is closed. For year-long courses, this grade is only posted after the final semester of the year is closed.
- **Credits** - the number of credits received for the course that count toward graduation requirements.
- If the teacher has provided contact information, office hours, and/or other notes, a yellow note icon  appears beside the teacher's name. If the teacher has provided course notes, the icon is also displayed by the course. Click  to see the information, and then click **Close** to close the Note window.



txConnect Summary Attendance **Grades** Assignments Alerts My Account Logout

Students

Kevin L. Bacon



Shaken L. Bacon

Grades Help

for: Kevin L. Bacon at Rocky Mountain High School on 8/13/2008 9:36:40 PM

Cycle Grades Semester Grades

Semester: 1

Period	Class	Teacher	Exam	Semester Average	Final Grade	Credits
1	ENG 1	Betty B. Boop				
2	ALG I	Mary Penny				
3	W GEO 	Kayla Brainard 				
4	PE 1A	Mary Morgan				
5	IPC	Karen Sanderson				

Available languages: [English](#) [español](#)